









Motor Vehicle Department, Maharashtra State



Learners License Test – Question Bank



| Q.NO | QUESTION | OPTION 1 | OPTION 2 | OPTION 3 | OPTION 4 | IMAGE | OP1IMG | OP2IMG | OP3IMG | OP4IMG | ANS |
|------|--|--|---|--|----------|---|--------|--------|--------|--------|-----|
| 1 | Near a pedestrian crossing, when the pedestrians are waiting to cross the road, you should | Sound horn and proceed | Slow down, sound horn and pass | Stop the vehicle and wait till the pedestrians cross the road and then proceed | | | | | | | 3 |
| 2 | The following sign represents.. | Stop | No parking | Hospital ahead | |  | | | | | 1 |
| 3 | You are approaching a narrow bridge, another vehicle is about to enter the bridge from | Increase the speed and try to cross the bridge as fast as possible | Put on the head light and pass the bridge | Wait till the other vehicle crosses the bridge and then proceed | | | | | | | 3 |
| 4 | The following sign represents.. | Keep left | There is no road to the left | Compulsory turn left | |  | | | | | 3 |



| Q.NO | QUESTION | OPTION 1 | OPTION 2 | OPTION 3 | OPTION 4 | IMAGE | OP1IMG | OP2IMG | OP3IMG | OP4IMG | ANS |
|------|--|--|---|---|----------|---|--------|--------|--------|--------|-----|
| 5 | When a vehicle is involved in an accident causing injury to any person | Take the vehicle to the nearest police station and report the accident | Stop the vehicle and report to the police station | Take all reasonable steps to secure medical attention to the injured and report to the nearest police station | | | | | | | 3 |
| 6 | The following sign represents... | Give way | Hospital ahead | Traffic island ahead | |  | | | | | 1 |
| 7 | On a road designated as one way | Parking is prohibited | Overtaking is prohibited | Should not drive in reverse gear | | | | | | | 3 |
| 8 | The following sign represents.. | No entry | One way | Speed limit ends | |  | | | | | 2 |



| Q.NO | QUESTION | OPTION 1 | OPTION 2 | OPTION 3 | OPTION 4 | IMAGE | OP1IMG | OP2IMG | OP3IMG | OP4IMG | ANS |
|------|---|---|--|--|----------|---|--------|--------|--------|--------|-----|
| 9 | You can overtake a vehicle in front | Through the right side of that vehicle | Through the left side | Through the left side, if the road is wide | | | | | | | 1 |
| 10 | The following sign represents.. | Right turn prohibited | Sharp curve to the right | U-turn prohibited | |  | | | | | 3 |
| 11 | When a vehicle approaches an unguarded railway level crossing, before crossing it, the driver shall | Stop the vehicle on the left side of the road, get down from the vehicle, go to the railway track, and ensure that no train | Sound horn and cross the track as fast as possible | Wait till the train passes | | | | | | | 1 |
| 12 | The following sign represents.. | Pedestrian crossing | Don't Run | Pedestrians prohibited | |  | | | | | 1 |



| Q.NO | QUESTION | OPTION 1 | OPTION 2 | OPTION 3 | OPTION 4 | IMAGE | OP1IMG | OP2IMG | OP3IMG | OP4IMG | ANS |
|------|--|--------------------------------------|------------------------------|--|----------|---|--------|--------|--------|--------|-----|
| 13 | How can you distinguish a transport vehicle. | By looking at the tyre size. | By colour of the vehicle. | By looking at the number plate of the vehicle. | | | | | | | 3 |
| 14 | The following sign represents.. | Keep right side | Parking on the right allowed | Compulsory turn to right | |  | | | | | 2 |
| 15 | Validity of learners licence | Till the driving licence is obtained | 6 months | 30 days | | | | | | | 2 |
| 16 | The following sign represents.. | U- Turn prohibited | Right turn prohibited | Overtaking through left prohibited | |  | | | | | 2 |



| Q.NO | QUESTION | OPTION 1 | OPTION 2 | OPTION 3 | OPTION 4 | IMAGE | OP1IMG | OP2IMG | OP3IMG | OP4IMG | ANS |
|------|---|--|---|-------------------------------------|----------|---|--------|--------|--------|--------|-----|
| 17 | In a road without footpath, the pedestrians | Should walk on the left side of the road | Should walk on the right side of the road | May walk on either side of the road | | | | | | | 2 |
| 18 | The following sign represents.. | Horn prohibited | Compulsory sound horn | May sound horn | |  | | | | | 1 |
| 19 | Free passage should be given to the following types of vehicles | Police vehicles. | Ambulance and fire service vehicles | Express, Super Express buses | | | | | | | 2 |
| 20 | The following sign represents.. | Roads on both sides in front | Narrow bridge ahead | Narrow road ahead | |  | | | | | 2 |



| Q.NO | QUESTION | OPTION 1 | OPTION 2 | OPTION 3 | OPTION 4 | IMAGE | OP1IMG | OP2IMG | OP3IMG | OP4IMG | ANS |
|------|--|-------------------------|----------------------------------|--|----------|---|--------|--------|--------|--------|-----|
| 21 | Vehicles proceeding from opposite direction should be allowed to pass through | Your right side | Your left side | The convenient side | | | | | | | 1 |
| 22 | The following sign represents.. | First aid post | Resting place | Hospital | |  | | | | | 3 |
| 23 | Driver of a vehicle may overtake ... | While driving down hill | If the road is sufficiently wide | When the driver of the vehicle in front shows the signal to overtake | | | | | | | 3 |
| 24 | The following sign represents.. | First aid post | Resting place | Hospital | |  | | | | | 1 |



| Q.NO | QUESTION | OPTION 1 | OPTION 2 | OPTION 3 | OPTION 4 | IMAGE | OP1IMG | OP2IMG | OP3IMG | OP4IMG | ANS |
|------|--|------------------------------|---|---------------------------------|----------|---|--------|--------|--------|--------|-----|
| 25 | Driver of a motor vehicle shall drive through | The right side of the road | The left side of the road | The Center of the road | | | | | | | 2 |
| 26 | The following sign represents.. | Hospital | Resting place | First aid post | |  | | | | | 2 |
| 27 | When a Vehicle is parked on the road side during night | The vehicle should be locked | The person having licence to drive such a vehicle should be in the drivers seat | The park light shall remain lit | | | | | | | 3 |
| 28 | The following sign represents.. | Road closed | No parking | End of restriction | |  | | | | | 3 |



| Q.NO | QUESTION | OPTION 1 | OPTION 2 | OPTION 3 | OPTION 4 | IMAGE | OP1IMG | OP2IMG | OP3IMG | OP4IMG | ANS |
|------|---------------------------------|----------------------|--------------------------|--|----------|---|--------|--------|--------|--------|-----|
| 29 | Fog lamps are used | During night. | When there is mist. | When the opposite vehicle is not using dim light | | | | | | | 2 |
| 30 | The following sign represents.. | Narrow road ahead | Narrow bridge ahead | Roads on both sides ahead | |  | | | | | 1 |
| 31 | Zebra lines are meant for.. | Stopping vehicle. | Pedestrians crossing | For giving preference to vehicle | | | | | | | 2 |
| 32 | The following sign represents.. | Railway station near | Level crossing unguarded | Level crossing Guarded | |  | | | | | 2 |


| Q.NO | QUESTION | OPTION 1 | OPTION 2 | OPTION 3 | OPTION 4 | IMAGE | OP1IMG | OP2IMG | OP3IMG | OP4IMG | ANS |
|------|-------------------------------------|---|-------------------------------|--|----------|---|--------|--------|--------|--------|-----|
| 33 | When an ambulance is approaching .. | Allow passage if there are no vehicles from front side. | No preference need be given. | The driver shall allow free passage by drawing to the side of the road | | | | | | | 3 |
| 34 | The following sign represents.. | Entry through right side prohibited | Entry through left prohibited | Overtaking prohibited | |  | | | | | 3 |
| 35 | Red traffic light indicates .. | Vehicle can proceed with caution. | Stop the vehicle. | Slow down. | | | | | | | 2 |
| 36 | The following sign represents.. | Cross road | No entry | Hospital | |  | | | | | 1 |



| Q.NO | QUESTION | OPTION 1 | OPTION 2 | OPTION 3 | OPTION 4 | IMAGE | OP1IMG | OP2IMG | OP3IMG | OP4IMG | ANS |
|------|--|---------------------------------------|----------------------------------|---|----------|---|--------|--------|--------|--------|-----|
| 37 | Parking a vehicle in front of entrance to hospital | Proper | Improper | Proper if NO PARKING sign is not provided | | | | | | | 2 |
| 38 | The following sign represents.. | Restriction ends | No entry | No overtaking | |  | | | | | 2 |
| 39 | Where the slippery road sign is seen on the road, the driver shall | Reduce the speed by changing the gear | Apply brake | Proceed in the same speed | | | | | | | 1 |
| 40 | The following sign represents.. | May turn to left | Compulsory go ahead or turn left | Side road left | |  | | | | | 3 |



| Q.NO | QUESTION | OPTION 1 | OPTION 2 | OPTION 3 | OPTION 4 | IMAGE | OP1IMG | OP2IMG | OP3IMG | OP4IMG | ANS |
|------|---|---|---|--------------------------|----------|---|--------|--------|--------|--------|-----|
| 41 | Overtaking is prohibited in following circumstances | When it is likely to cause inconvenience or danger to other traffic | When the vehicle in front is reducing speed | During night | | | | | | | 1 |
| 42 | The following sign represents.. | Sound horn compulsory | Sound horn continuously | Horn prohibited | |  | | | | | 1 |
| 43 | Overtaking when approaching a bend | Is permissible | Not permissible | Is permissible with care | | | | | | | 2 |
| 44 | The following sign represents.. | Road to the right in front | Compulsory turn right | Turn to right prohibited | |  | | | | | 2 |



| Q.NO | QUESTION | OPTION 1 | OPTION 2 | OPTION 3 | OPTION 4 | IMAGE | OP1IMG | OP2IMG | OP3IMG | OP4IMG | ANS |
|------|---------------------------------|-----------------------------|------------------------------|------------------------------|----------|---|--------|--------|--------|--------|-----|
| 45 | Drunken driving | Allowed in private vehicles | Allowed during night time | Prohibited in all vehicles. | | | | | | | 3 |
| 46 | The following sign represents.. | End of restriction | Do not stop | No parking | |  | | | | | 3 |
| 47 | Use of horn prohibited | Mosque, Church and Temple | Near Hospital, Courts of Law | Near Police Station | | | | | | | 2 |
| 48 | This sign represents | Go straight | One-way | Prohibited in both direction | |  | | | | | 2 |



| Q.NO | QUESTION | OPTION 1 | OPTION 2 | OPTION 3 | OPTION 4 | IMAGE | OP1IMG | OP2IMG | OP3IMG | OP4IMG | ANS |
|------|--|---------------------------------|--|---|----------|---|--------|--------|--------|--------|-----|
| 49 | Rear view mirror is used | For seeing face | For watching the traffic approaching from behind | For seeing the back seat passenger | | | | | | | 2 |
| 50 | This sign represents | No entry for all motor vehicles | No entry for cars and motor cycles | Entry allowed for cars and motor vehicles | |  | | | | | 1 |
| 51 | Boarding in and alighting from a vehicle while in motion | Permitted in bus | Permitted in autorikshaw | Prohibited | | | | | | | 3 |
| 52 | This sign represents | Trucks Prohibited | Bus Prohibited | Parking Prohibited | |  | | | | | 1 |



| Q.NO | QUESTION | OPTION 1 | OPTION 2 | OPTION 3 | OPTION 4 | IMAGE | OP1IMG | OP2IMG | OP3IMG | OP4IMG | ANS |
|------|----------------------------------|------------------------------|-----------------------|--|----------|---|--------|--------|--------|--------|-----|
| 53 | Parking is permitted | In turnings | On foot paths | Where parking is not prohibited | | | | | | | 3 |
| 54 | When fuel is filled in a vehicle | Shall not check air pressure | Shall not smoke | Shall not use any light of the vehicle | | | | | | | 2 |
| 55 | This sign represents | Students prohibited | Pedestrians permitted | Pedestrians prohibited | |  | | | | | 3 |
| 56 | Mobile phones shall not be used | In Government offices | In Police Stations | While driving a vehicle | | | | | | | 3 |

| Q.NO | QUESTION | OPTION 1 | OPTION 2 | OPTION 3 | OPTION 4 | IMAGE | OP1IMG | OP2IMG | OP3IMG | OP4IMG | ANS |
|------|---|--|------------------------------------|---|----------|---|--------|--------|--------|--------|-----|
| 57 | This sign represents | Overtaking prohibited through the right side | Turn left | Left turn Prohibited | |  | | | | | 3 |
| 58 | Overtaking is prohibited | When the road ahead is not clearly visible | When the road ahead is wide enough | When the road center is marked with white broken lines | | | | | | | 1 |
| 59 | This sign represents | Drive the vehicle not exceeding 50 km/hr. | Drive the vehicle at 50 km/hr | Drive the vehicle exceeding 50km/hr. | |  | | | | | 1 |
| 60 | The pedestrians shall not cross the road at sharp bends or very near to a stopped vehicle. Why? | Inconvenience to other vehicles. | Inconvenience to other road users. | Drivers of other vehicles coming at a distance may not see persons crossing the road. | | | | | | | 3 |



| Q.NO | QUESTION | OPTION 1 | OPTION 2 | OPTION 3 | OPTION 4 | IMAGE | OP1IMG | OP2IMG | OP3IMG | OP4IMG | ANS |
|------|--|---|--|--|----------|---|--------|--------|--------|--------|-----|
| 61 | This sign represents | Speed limit 2km/hr | No entry for vehicles having more than 2 meters width. | No entry for vehicles having more than 2 meters height | |  | | | | | 2 |
| 62 | Records of a private vehicle are | Registration Certificate, G.C.R., Insurance Certificate | Registration certificate., Insurance Certificate, Tax Token, Driving Licence | Registration Certificate, Permit, Trip Sheet | | | | | | | 2 |
| 63 | This sign represents | Entry only for vehicles with height above 3.5 meters . | Entry only for vehicles with width above 3.5 meters . | Entry for vehicles having height not exceeding 3.5 meters. | |  | | | | | 3 |
| 64 | While turning to a road to the left of the road in which you are going, you should | Show the left turn signal, drive to the center and turn to the left | Sound horn and turn to the left | Show the left turn signal, keep to the left side of the road and turn to the left. | | | | | | | 3 |



| Q.NO | QUESTION | OPTION 1 | OPTION 2 | OPTION 3 | OPTION 4 | IMAGE | OP1IMG | OP2IMG | OP3IMG | OP4IMG | ANS |
|------|--|-----------------------------|--|--|----------|---|--------|--------|--------|--------|-----|
| 65 | This sign represents | Stop | No Stopping or standing | Junction | |  | | | | | 2 |
| 66 | Validity of P.U.C.C. Pollution Under Control Certificate | 6 months | One Year | Two years | | | | | | | 1 |
| 67 | This sign represents | No entry | Ahead only | Entry in both direction | |  | | | | | 2 |
| 68 | While you are driving with the head light in high beam during night, a vehicle approaches from | Proceed keeping to the left | Put the head light in dim and bright alternatively several times | Dim the head light till the vehicle passes | | | | | | | 3 |



| Q.NO | QUESTION | OPTION 1 | OPTION 2 | OPTION 3 | OPTION 4 | IMAGE | OP1IMG | OP2IMG | OP3IMG | OP4IMG | ANS |
|------|---|--------------------------------|--------------------------------|----------------------|----------|---|--------|--------|--------|--------|-----|
| 69 | This sign represents | Compulsory ahead or turn right | Compulsory ahead or turn left | Side road ahead | |  | | | | | 2 |
| 70 | The Driver of a vehicle extends his right arm with the palm downward and moves the arm upward and | He is turning to the left | He is slowing down the vehicle | Allowing to overtake | | | | | | | 2 |
| 71 | This sign represents | Stop on the left side | Compulsory keep left | Turn left | |  | | | | | 2 |
| 72 | Minimum age for getting a licence to drive motor cycle without gear | 18 years | 21 years | 16 years | | | | | | | 3 |



| Q.NO | QUESTION | OPTION 1 | OPTION 2 | OPTION 3 | OPTION 4 | IMAGE | OP1IMG | OP2IMG | OP3IMG | OP4IMG | ANS |
|------|--|---|------------------------------------|---|----------|---|--------|--------|--------|--------|-----|
| 73 | This sign represents | Right ascend | Right hand curve | Keep right | |  | | | | | 2 |
| 74 | When you see the traffic sign of School, you should | Stop the vehicle, sound horn and proceed. | Slow down and proceed with caution | Sound horn continuously and proceed | | | | | | | 2 |
| 75 | This sign represents | Left hand curve | Left ascend | Keep left | |  | | | | | 1 |
| 76 | While turning to the left, the driver of a two wheeler shall | Extend his left hand towards left | Not show hand signal | Show left turn signal with his right hand | | | | | | | 3 |



| Q.NO | QUESTION | OPTION 1 | OPTION 2 | OPTION 3 | OPTION 4 | IMAGE | OP1IMG | OP2IMG | OP3IMG | OP4IMG | ANS |
|------|-------------------------------|---------------------|--------------------------|-------------------------|----------|---|--------|--------|--------|--------|-----|
| 77 | This sign represents | Right hair pin bend | Right ascend and descend | Right descend | |  | | | | | 1 |
| 78 | To Signal while taking U-turn | Left turn signal | Right turn signal | Slow down signal | | | | | | | 2 |
| 79 | This sign represents | Left descend | Left hair pin bend | Keep left | |  | | | | | 2 |
| 80 | This sign represents | Right reverse bend | Left reverse bend | Turn right and go ahead | |  | | | | | 1 |



| Q.NO | QUESTION | OPTION 1 | OPTION 2 | OPTION 3 | OPTION 4 | IMAGE | OP1IMG | OP2IMG | OP3IMG | OP4IMG | ANS |
|------|--|---|--|---------------------------------------|----------|---|--------|--------|--------|--------|-----|
| 81 | One time tax for a new car is for | Till the registration of the vehicle is cancelled | 15 years | 5 years | | | | | | | 1 |
| 82 | This sign represents | Right reverse bend | Left reverse bend | Turn left and go ahead | |  | | | | | 2 |
| 83 | Before overtaking a vehicle, it should be ensured that | No vehicle is approaching from behind | The road ahead is clearly visible and it is safe to overtake | The vehicle in front is turning left. | | | | | | | 2 |
| 84 | This sign represents | Side road left | Speed limit | Axle weight limit | |  | | | | | 3 |



| Q.NO | QUESTION | OPTION 1 | OPTION 2 | OPTION 3 | OPTION 4 | IMAGE | OP1IMG | OP2IMG | OP3IMG | OP4IMG | ANS |
|------|--|---|------------------------------------|---|----------|---|--------|--------|--------|--------|-----|
| 85 | This sign represents | Turn right | Side road right | Keep right | |  | | | | | 2 |
| 86 | When your vehicle is being overtaken, you should | Stop your vehicle and let the vehicle to overtake | Increase the speed of your vehicle | Not obstruct the other vehicle from over taking | | | | | | | 3 |
| 87 | This sign represents | T' intersection | Cross road ahead | Narrow road ahead | |  | | | | | 1 |
| 88 | A place where parking is prohibited | In front of a parked vehicle | On one-way road | On foot-path | | | | | | | 3 |



| Q.NO | QUESTION | OPTION 1 | OPTION 2 | OPTION 3 | OPTION 4 | IMAGE | OP1IMG | OP2IMG | OP3IMG | OP4IMG | ANS |
|------|---|--------------------------------------|-----------------------|----------------------------------|----------|---|--------|--------|--------|--------|-----|
| 89 | This sign represents | Turn right | Turn left | Round about | |  | | | | | 3 |
| 90 | The hand brake is to be used | To reduce the speed | To apply sudden brake | To park a vehicle | | | | | | | 3 |
| 91 | This sign represents | Narrow road ahead | Dangerous dip | Ferry | |  | | | | | 2 |
| 92 | More than two persons on a two wheeler is | Allowed in unavoidable circumstances | Violation of law | Allowed when the traffic is less | | | | | | | 2 |



| Q.NO | QUESTION | OPTION 1 | OPTION 2 | OPTION 3 | OPTION 4 | IMAGE | OP1IMG | OP2IMG | OP3IMG | OP4IMG | ANS |
|------|--|-----------------------------|-----------------------|------------------------------------|----------|---|--------|--------|--------|--------|-----|
| 93 | This sign represents | Guarded level cross | Unguarded level cross | Barrier ahead cross | |  | | | | | 1 |
| 94 | You want to overtake a vehicle near a hospital. You will | Blow the horn continuously. | Not blow horn. | Blow the horn only intermittently. | | | | | | | 2 |
| 95 | This sign represents | Y-inter section left | Y-inter section right | Side road right | |  | | | | | 1 |
| 96 | Using unregistered vehicle in public place is | Illegal | Legal | Legal if there is urgency | | | | | | | 1 |




| Q.NO | QUESTION | OPTION 1 | OPTION 2 | OPTION 3 | OPTION 4 | IMAGE | OP1IMG | OP2IMG | OP3IMG | OP4IMG | ANS |
|------|---|----------------------|-----------------------|-----------------|----------|---|--------|--------|--------|--------|-----|
| 97 | This sign represents | Y-inter section left | Y-inter section right | Side road right | |  | | | | | 2 |
| 98 | Minimum age for obtaining driving licence for transport vehicles. | 25 years | 18 years | 20 years | | | | | | | 3 |
| 99 | This sign represents | Turn left | Turn right | Y-inter section | |  | | | | | 3 |
| 100 | Overtaking is prohibited in the following case | State highways | Panchayath roads. | Narrow bridge. | | | | | | | 3 |



| Q.NO | QUESTION | OPTION 1 | OPTION 2 | OPTION 3 | OPTION 4 | IMAGE | OP1IMG | OP2IMG | OP3IMG | OP4IMG | ANS |
|------|--|------------------------------------|--|--------------------------------------|----------|---|--------|--------|--------|--------|-----|
| 101 | The following sign represents.. | Road to the right in front | There are roads ahead and to the right | Compulsory go ahead or turn to right | |  | | | | | 3 |
| 102 | If a person in charge of an animal apprehending that the animal may become | The driver shall stop the vehicle. | The driver shall proceed, blowing the horns. | The driver shall reduce the speed. | | | | | | | 1 |
| 103 | This sign represents | Slippery road | Gravel road | No entry for motor car | |  | | | | | 1 |
| 104 | Parking prohibited in the following case .. | Road side. | Where parking is permitted. | Near traffic light. | | | | | | | 3 |



| Q.NO | QUESTION | OPTION 1 | OPTION 2 | OPTION 3 | OPTION 4 | IMAGE | OP1IMG | OP2IMG | OP3IMG | OP4IMG | ANS |
|------|---|--|--|-----------------------------|----------|---|--------|--------|--------|--------|-----|
| 105 | This sign represents | Loose gravel | Slippery road | No entry for motor car | |  | | | | | 1 |
| 106 | Over speeding..... | Is an offence leading to suspension or cancellation of driving licence | Is an offence leading to punishment by fine only | Is not an offence | | | | | | | 1 |
| 107 | This sign represents | Cycle crossing | Cycle crossing prohibited | No entry for cycles | |  | | | | | 1 |
| 108 | When school buses are stopped for picking up or setting down students | Blow horn and proceed | Proceed slowly and cautiously since there is chance of students suddenly crossing the road | No special care is required | | | | | | | 2 |



| Q.NO | QUESTION | OPTION 1 | OPTION 2 | OPTION 3 | OPTION 4 | IMAGE | OP1IMG | OP2IMG | OP3IMG | OP4IMG | ANS |
|------|---|---|--|--|----------|---|--------|--------|--------|--------|-----|
| 109 | This sign represents | Cattle prohibited | Possibility of cattle on road | Vehicles carrying cattle prohibited | |  | | | | | 2 |
| 110 | When a blind person crosses the road holding White Cane | The driver of a vehicle shall consider the white cane as a traffic sign to stop the vehicle | Blow the horn and proceed | Slow down and proceed with caution | | | | | | | 1 |
| 111 | This sign represents | School ahead | Pedestrians crossing | Pedestrians crossing prohibited | |  | | | | | 1 |
| 112 | When a motor vehicle is involved in an accident | Shall report to the nearest police station within 24 hours | Shall report to the the nearest police station within 12 hours | Shall report to the the nearest police station within 48 hours | | | | | | | 1 |



| Q.NO | QUESTION | OPTION 1 | OPTION 2 | OPTION 3 | OPTION 4 | IMAGE | OP1IMG | OP2IMG | OP3IMG | OP4IMG | ANS |
|------|--|---|---|--|----------|---|--------|--------|--------|--------|-----|
| 113 | This sign represents | Men at work | Children playing | Pedestrian crossing | |  | | | | | 1 |
| 114 | When any property of a third party is damaged due to an accident | Driver shall report to the nearest police station within 24 hours | Driver shall report to the nearest police station within 7 days | Need not report to any police station | | | | | | | 1 |
| 115 | This sign represents | Rough road | Slippery road | Falling rocks | |  | | | | | 3 |
| 116 | When the vehicle behind has begun to over take our vehicle | We shall not overtake another vehicle. | we can over take another vehicle. | we can overtake another vehicle blowing horn | | | | | | | 1 |



| Q.NO | QUESTION | OPTION 1 | OPTION 2 | OPTION 3 | OPTION 4 | IMAGE | OP1IMG | OP2IMG | OP3IMG | OP4IMG | ANS |
|------|--------------------------------------|-----------------------------|-----------------------|-------------------------------------|----------|---|--------|--------|--------|--------|-----|
| 117 | This sign represents | Bridge ahead | Ferry | Refreshment stall ahead | |  | | | | | 2 |
| 118 | This sign represents | Steep ascend | Steep descend | Slippery road | |  | | | | | 1 |
| 119 | When our vehicle is being over taken | We shall not increase speed | We can increase speed | We can increase speed with due care | | | | | | | 1 |
| 120 | This sign represents | Steep ascend | Steep descend | Slippery road | |  | | | | | 2 |



| Q.NO | QUESTION | OPTION 1 | OPTION 2 | OPTION 3 | OPTION 4 | IMAGE | OP1IMG | OP2IMG | OP3IMG | OP4IMG | ANS |
|------|--|-------------------------|-----------------------|-----------------------|----------|---|--------|--------|--------|--------|-----|
| 121 | Parking is prohibited in the following place | Entrance of hospital | Left side of the road | Market area | | | | | | | 1 |
| 122 | This sign represents | Narrow road ahead | Y-intersection | Road widens ahead | |  | | | | | 3 |
| 123 | Parking is prohibited in the following place | Blocking a fire hydrant | Near a public well | left side of the road | | | | | | | 1 |
| 124 | This sign represents | Drainage in middle | Bridge ahead | Gap in median | |  | | | | | 3 |



| Q.NO | QUESTION | OPTION 1 | OPTION 2 | OPTION 3 | OPTION 4 | IMAGE | OP1IMG | OP2IMG | OP3IMG | OP4IMG | ANS |
|------|--|--|---|---|----------|---|--------|--------|--------|--------|-----|
| 125 | To carry pillion rider on a motor cycle | The vehicle shall be provided with foot rest, hand grip and sari guard | The vehicle shall be provided with side car | Vehicle shall be provided with rear view mirror | | | | | | | 1 |
| 126 | This sign represents | Hump or rough road | Zigzag road | Ghat road | |  | | | | | 1 |
| 127 | Smoking while driving public service vehicle | Can attract suspension of driving licence | Can attract fine only | None of the above | | | | | | | 1 |
| 128 | This sign represents | Barrier ahead | Railway cross ahead | Weighbridge ahead | |  | | | | | 1 |



| Q.NO | QUESTION | OPTION 1 | OPTION 2 | OPTION 3 | OPTION 4 | IMAGE | OP1IMG | OP2IMG | OP3IMG | OP4IMG | ANS |
|------|--|--|------------------------|---|----------|---|--------|--------|--------|--------|-----|
| 129 | Abandoning vehicle in a public place causing inconvineance to others or passengers | The driving licence is liable to be suspended or cancelled | only fine is attracted | Registration of vehicle can be cancelled | | | | | | | 1 |
| 130 | This sign represents | No thorough side road | Left turn | Bridge ahead | |  | | | | | 1 |
| 131 | This sign represents | Ferry ahead | Main road ahead | No thorough road | |  | | | | | 3 |
| 132 | Carrying overload in goods carriages | Legally not punishable | Only fine is attracted | Can attract suspension or cancellation of driving licence | | | | | | | 3 |


| Q.NO | QUESTION | OPTION 1 | OPTION 2 | OPTION 3 | OPTION 4 | IMAGE | OP1IMG | OP2IMG | OP3IMG | OP4IMG | ANS |
|------|--|---|--|---|----------|---|--------|--------|--------|--------|-----|
| 133 | This sign represents | Parking prohibited | Parking both sides | Police aid post | |  | | | | | 2 |
| 134 | The driver of a taxi refusing the offer for journey for the reason that the distance is short. | Can attract suspension /cancellation of driving licence | only fine is attracted | Registration of vehicle can be cancelled | | | | | | | 1 |
| 135 | This sign represents | Parking lot - scooters and motor cycles | Scooters and motor cycles prohibited | Scooters and motor cycles repairing | |  | | | | | 1 |
| 136 | When you reach an intersection where there is no signal light or police man, you will | Give way to traffic approaching the intersection from other roads | Give proper signal, sound the horn and proceed | Give way to the traffic approaching the intersection on your right side and proceed after giving necessary signals. | | | | | | | 3 |

| Q.NO | QUESTION | OPTION 1 | OPTION 2 | OPTION 3 | OPTION 4 | IMAGE | OP1IMG | OP2IMG | OP3IMG | OP4IMG | ANS |
|------|---|---|--|--|----------|---|--------|--------|--------|--------|-----|
| 137 | This sign represents | No entry for private cars | Parking lot - Taxis | Parking for police vehicles | |  | | | | | 2 |
| 138 | While you are approaching an intersection where the yellow signal light is blinking, you should | As there is no restriction, proceed at the same speed | Stop the vehicle and wait for the green light to appear | Slow down the vehicle and proceed only after ensuring that it is safe to do so | | | | | | | 3 |
| 139 | This sign represents | Petrol pump | Parking lot - Autorikshaws | Autorikshaw parking prohibited | |  | | | | | 2 |
| 140 | Where the road is marked with continuous yellow line the vehicle should | Not touch or cross the yellow line | Allow to overtake only through the right side of yellow line | Cross the line only when overtaking a vehicle in front | | | | | | | 1 |

| Q.NO | QUESTION | OPTION 1 | OPTION 2 | OPTION 3 | OPTION 4 | IMAGE | OP1IMG | OP2IMG | OP3IMG | OP4IMG | ANS |
|------|---|--|---|---|----------|---|--------|--------|--------|--------|-----|
| 141 | This sign represents | Request to stop the vehicle coming behind | Intends to turn right | Request to stop the vehicle from opposite direction | |  | | | | | 2 |
| 142 | While you are driving on gradient roads, you should | Give precedence to the vehicles coming down the hill | Give precedence to the vehicles going up the hill | Give precedence to the vehicles carrying heavy load | | | | | | | 2 |
| 143 | This sign represents | Intends to turn left | Intends to turn right | Request to stop all other vehicles | |  | | | | | 1 |
| 144 | The driver of a tractor shall not carry | Any person other than the driver. | More than three persons other than the driver. | More than two persons including the driver. | | | | | | | 1 |

| Q.NO | QUESTION | OPTION 1 | OPTION 2 | OPTION 3 | OPTION 4 | IMAGE | OP1IMG | OP2IMG | OP3IMG | OP4IMG | ANS |
|------|--|---|--|--|----------|---|--------|--------|--------|--------|-----|
| 145 | This signal represents | Intends to turn right | Request to stop the vehicle coming from opposite direction | Intends to slow down the vehicle. | |  | | | | | 3 |
| 146 | While a vehicle entering a main road from a branch road, the driver shall give preference. | To the vehicles coming from the left | To the vehicles coming from the right | To all vehicles proceeding along the main road | | | | | | | 3 |
| 147 | This signal represents | Intends to go straight | Intends to stop the vehicle | Intends to turn right | |  | | | | | 2 |
| 148 | You can overtake a vehicle through the left side if | The driver of that vehicle indicates his intention to turn right and proceeds to the center of the road | There is sufficient space on the left side | That vehicle moves slowly | | | | | | | 1 |

| Q.NO | QUESTION | OPTION 1 | OPTION 2 | OPTION 3 | OPTION 4 | IMAGE | OP1IMG | OP2IMG | OP3IMG | OP4IMG | ANS |
|------|--|--|--|---|----------|---|--------|--------|--------|--------|-----|
| 149 | This signal represents | Request to stop the vehicle from behind | Request to pass the vehicle from behind | Request to stop the vehicle from front | |  | | | | | 1 |
| 150 | What is "Tail-gating" ? | Driving too close behind a vehicle in a dangerous manner. | Keeping safe distance from the vehicle ahead regulating the speed proportionately. | Keeping a distance of at least 7 meters from the vehicle ahead. | | | | | | | 1 |
| 151 | This signal represents | Request to pass the vehicles coming from the left | Request to pass the vehicle coming in opposite direction | Request to stop the vehicle from behind and front | |  | | | | | 3 |
| 152 | A vehicle can be seized by authorised officers, if | The vehicle is not covered by a valid registration or permit | The vehicle is not covered by a valid insurance | The vehicle exceeds the speed limit | | | | | | | 1 |

| Q.NO | QUESTION | OPTION 1 | OPTION 2 | OPTION 3 | OPTION 4 | IMAGE | OP1IMG | OP2IMG | OP3IMG | OP4IMG | ANS |
|------|---|--|---|--|----------|---|--------|--------|--------|--------|-----|
| 153 | The signal represents | Request to stop the vehicle from front | Request to stop the vehicle from behind | Request to pass the vehicle from front | |  | | | | | 1 |
| 154 | Type of horn permitted | Air- horn | Multi-toned horn | Electric horn | | | | | | | 3 |
| 155 | Road on which driving in reverse gear is prohibited | One-way road | Steep descending road | Steep ascending road | | | | | | | 1 |
| 156 | If drunken driving is detected, the driver is liable to be punished with... | Imprisonment which may extent to 6 months or Rs.2000/- as fine or both | Imprisonment which may extent to 1 year or fine up to Rs.4000/- or both | 2 years rigorous imprisonment | | | | | | | 1 |

| Q.NO | QUESTION | OPTION 1 | OPTION 2 | OPTION 3 | OPTION 4 | IMAGE | OP1IMG | OP2IMG | OP3IMG | OP4IMG | ANS |
|------|--|---|--------------------------------------|---|----------|-------|--------|--------|--------|--------|-----|
| 157 | You hold a learners licence for motor cycle..... | You will drive when the traffic is less | You drive the vehicle with a pillion | You will not carry any other person on the motor cycle except for the purpose of getting instructions from an | | | | | | | 3 |
| 158 | All motor vehicles must be covered by | Life Insurance | Third party Insurance | Comprehensive Insurance | | | | | | | 2 |
| 159 | Minimum distance to be kept from the vehicle going in front | 10 meter | 5 meter | Safe distance according to speed. | | | | | | | 3 |
| 160 | The number of passengers permitted to be taken in private vehicle is recorded in the | Registration Certificate | Tax Token | Permit | | | | | | | 1 |

| Q.NO | QUESTION | OPTION 1 | OPTION 2 | OPTION 3 | OPTION 4 | IMAGE | OP1IMG | OP2IMG | OP3IMG | OP4IMG | ANS |
|------|--|---|--|--|----------|-------|--------|--------|--------|--------|-----|
| 161 | Overtaking is prohibited when .. | The road is marked with broken center line in white colour. | The road is marked with continuous center line in yellow colour. | Vehicle is driven on a steep hill. | | | | | | | 3 |
| 162 | If the road is marked with broken white lines, you ... | Shall not change track. | Can change track if required. | Shall stop the vehicle. | | | | | | | 2 |
| 163 | Blinking red traffic light means. | Stop the vehicle till green light glows. | Stop the vehicle and proceed if safe. | Reduce speed and proceed. | | | | | | | 2 |
| 164 | What is defensive driving ? | Driving cautiously anticipating violation of traffic rules and road signs both by drivers and other road users. | Driving with sole aim of reaching the destination with no regards to road signs. | Driving on the assumption that other road users will be cautious about their safety. | | | | | | | 1 |

| Q.NO | QUESTION | OPTION 1 | OPTION 2 | OPTION 3 | OPTION 4 | IMAGE | OP1IMG | OP2IMG | OP3IMG | OP4IMG | ANS |
|------|--|---|--|--|----------|-------|--------|--------|--------|--------|-----|
| 165 | What is meant by stop line | A line in white or yellow colour at the approach of road junction or pedestrian crossings | A line drawn through the center of the road in yellow colour | A broken white line through the center of the road | | | | | | | 1 |
| 166 | Before starting the engine of a vehicle | Check radiator water level and engine oil level | Check head light & brake | Check brake & tyre pressure | | | | | | | 1 |
| 167 | Maximum permissible speed of a motor cycle | No Limit | 50 Km/hr | 60 Km/hr | | | | | | | 2 |
| 168 | The only vehicle which is permitted to be driven at a speed exceeding 60 Km/hr | Motor Cycle | Motor Car | Stage Carriage | | | | | | | 2 |

| Q.NO | QUESTION | OPTION 1 | OPTION 2 | OPTION 3 | OPTION 4 | IMAGE | OP1IMG | OP2IMG | OP3IMG | OP4IMG | ANS |
|------|---|---|--|---|----------|-------|--------|--------|--------|--------|-----|
| 169 | Maximum permissible speed of a motor car near educational institution . | 40 km/hour | 25 km/hour | 30 km/hour | | | | | | | 2 |
| 170 | When lorries are loaded | The load can be projected to both sides within 30 cm. | The load shall not project on both sides. | The load can be projected to both sides within 50 cm. | | | | | | | 2 |
| 171 | Maximum distance allowed between towing and towed vehicles | 15 meters | 5 meters | 10 meters | | | | | | | 2 |
| 172 | You are driving on a two-lane street, vehicle in front of you is moving very slowly and the road ahead is clear for | Pass the vehicle from the left hand side. | Pass the vehicle from the right hand side. | Pass the vehicle from any convenient side. | | | | | | | 2 |

| Q.NO | QUESTION | OPTION 1 | OPTION 2 | OPTION 3 | OPTION 4 | IMAGE | OP1IMG | OP2IMG | OP3IMG | OP4IMG | ANS |
|------|---|-----------------------------------|---|--|----------|-------|--------|--------|--------|--------|-----|
| 173 | Maximum speed permitted for vehicles towing another vehicle | 20 km/hour | 24 km/hour | 32 km/hour | | | | | | | 2 |
| 174 | Maximum permitted weight that can be carried on a goods carriage. | No limit | Allowed as per permit | 10 ton | | | | | | | 2 |
| 175 | Maximum permissible speed of a light motor vehicle | 60 Km/hr | 70 Km/hr | No limit | | | | | | | 3 |
| 176 | According to section 112 of the Motor Vehicles Act 1988 | Speed limit shall not be exceeded | Shall not drive after consuming alcohol | Shall not use vehicle on road without paying tax | | | | | | | 1 |



| Q.NO | QUESTION | OPTION 1 | OPTION 2 | OPTION 3 | OPTION 4 | IMAGE | OP1IMG | OP2IMG | OP3IMG | OP4IMG | ANS |
|------|---|--------------------------|---------------------------|---|----------|-------|--------|--------|--------|--------|-----|
| 177 | Section 113 of the Motor Vehicle Act 1988 stipulates that the driver should not drive a vehicle.... | After consuming alcohol. | Exceeding the speed limit | Exceeding the weight permitted to carry | | | | | | | 3 |
| 178 | Maximum speed allowed to vehicles passing a procession | 15 KM/hr | 25 KM/hr | 35 KM/hr | | | | | | | 2 |
| 179 | The height limit of load on goods vehicle from ground level. | 3.8 Meters | 3 Meters | No limit. | | | | | | | 1 |
| 180 | According to section 129 of Motor Vehicle Act 1988 a person driving a motor cycle shall | Wear jerkins | Wear helmet | Wear shoes | | | | | | | 2 |



| Q.NO | QUESTION | OPTION 1 | OPTION 2 | OPTION 3 | OPTION 4 | IMAGE | OP1IMG | OP2IMG | OP3IMG | OP4IMG | ANS |
|------|--|---|---|---|----------|-------|--------|--------|--------|--------|-----|
| 181 | Maximum permissible speed of heavy motor vehicles | 70 Km/hr | 65 Km/hr | 50 Km/hr | | | | | | | 2 |
| 182 | You wish to take "U" turn at an intersection controlled by a traffic light you should | Drive to another intersection that has no traffic light | Wait until the light turns green before making the "U" turn | Make the "U" turn if there is a policeman at the intersection | | | | | | | 2 |
| 183 | Zig-Zag driving is | Dangerous to two-wheelers only | Dangerous to all at all times | Dangerous to four-wheelers vehicles | | | | | | | 2 |
| 184 | You are on a long downhill slope. What should you do to help control the speed of your vehicle ? | Change to low gear | Stop the Engine & apply brake | Select neutral & apply brake | | | | | | | 1 |





| Q.NO | QUESTION | OPTION 1 | OPTION 2 | OPTION 3 | OPTION 4 | IMAGE | OP1IMG | OP2IMG | OP3IMG | OP4IMG | ANS |
|------|--|-----------------------------------|--|--|----------|-------|--------|--------|--------|--------|-----|
| 185 | To supervise a learner driver you MUST | Be an approved driving instructor | Hold a driving licence | Hold a learner's licence | | | | | | | 1 |
| 186 | While on a round about | Traffic entering has right of way | Traffic existing has right of way | Traffic on the roundabout has right of way | | | | | | | 3 |
| 187 | It is essential to wear a helmet while driving a two-wheeler because | It is for your individual safety | Otherwise you will be caught by the traffic police | It is necessary for uniformity on the road | | | | | | | 1 |
| 188 | When shall you sound the horn of your vehicle ? | While overtaking | To warn other drivers of your presence | To attract a friend's attention | | | | | | | 2 |


| Q.NO | QUESTION | OPTION 1 | OPTION 2 | OPTION 3 | OPTION 4 | IMAGE | OP1IMG | OP2IMG | OP3IMG | OP4IMG | ANS |
|------|--|------------------------------------|---|--------------------------------------|----------|-------|--------|--------|--------|--------|-----|
| 189 | You are behind a bus that has stopped to pickup or drop off passengers you should | Wait behind patiently | Overtake from the left | Overtake from the pedestrians | | | | | | | 1 |
| 190 | You are overtaking a car at night. You must ensure that | you do not dazzle other road users | you flash head lamps before overtaking | your rear fog lights are switched on | | | | | | | 2 |
| 191 | A flashing yellow signal is used when | Traffic lights aren't working | you should slow down & proceed with caution | Men are at work | | | | | | | 2 |
| 192 | You stop for pedestrians waiting to cross at a zebra crossing. They do not start to cross. What should you | Sound your horn | Be patient and wait | Drive on | | | | | | | 2 |





| Q.NO | QUESTION | OPTION 1 | OPTION 2 | OPTION 3 | OPTION 4 | IMAGE | OP1IMG | OP2IMG | OP3IMG | OP4IMG | ANS |
|------|---|---------------------------------------|---|---|----------|-------|--------|--------|--------|--------|-----|
| 193 | You are allowed to park | On a footpath | In front of Hospital | Neither of these two alternatives | | | | | | | 3 |
| 194 | A high beam in foggy conditions | Is good because you can see more | Is bad because it reflects back and can dazzle | Make sure others can see you | | | | | | | 2 |
| 195 | When approaching a crossing where you are to go straight | Change lanes to the right lane | Change lanes at least 50 mts ahead to the middle lane | Change lanes to the middle lane at the crossing | | | | | | | 2 |
| 196 | You are driving. A vehicle comes up quickly behind, flashing head lamps. You should | Accelerate to maintain gap behind you | Touch the breaks to show your brake lights | Allow the vehicle to overtake, if safe | | | | | | | 3 |





| Q.NO | QUESTION | OPTION 1 | OPTION 2 | OPTION 3 | OPTION 4 | IMAGE | OP1IMG | OP2IMG | OP3IMG | OP4IMG | ANS |
|------|--|---------------------------------------|-----------------------------------|--------------------------|----------|---|--------|--------|--------|--------|-----|
| 197 | When must you use a dipped high beam headlight during the day | In poor visibility and highways | On country roads | Along narrow streets | | | | | | | 1 |
| 198 | You are driving in rain. Why should you keep well back from the vehicle in front | In case it changes direction suddenly | In case its fog lights dazzle you | In case it stop suddenly | | | | | | | 3 |
| 199 | What does this sign indicate? | No entry | Both ways prohibited | Danger ahead | |  | | | | | 2 |
| 200 | What does this sign indicate? | Bullock Cart, Hand Cart prohibited | Pedestrian Crossing prohibited | No entry | |  | | | | | 1 |





| Q.NO | QUESTION | OPTION 1 | OPTION 2 | OPTION 3 | OPTION 4 | IMAGE | OP1IMG | OP2IMG | OP3IMG | OP4IMG | ANS |
|------|--|--------------------------|------------------------|--------------------------------------|----------|---|--------|--------|--------|--------|-----|
| 201 | Overtaking is dangerous on | One ways | Express ways | Blind turns & at the crest of a hill | | | | | | | 3 |
| 202 | The rightmost lane on express way is for | All Vehicles | Overtaking Vehicles | Reserved for fast moving Vehicles | | | | | | | 2 |
| 203 | What does this sign indicate? | Cycle Parking prohibited | Compulsory cycle track | Cycles prohibited | |  | | | | | 3 |
| 204 | What does this sign indicate? | Parking limit | Vehicle length limit | Vehicle width limit | |  | | | | | 2 |


| Q.NO | QUESTION | OPTION 1 | OPTION 2 | OPTION 3 | OPTION 4 | IMAGE | OP1IMG | OP2IMG | OP3IMG | OP4IMG | ANS |
|------|-------------------------------|---------------------|-------------------------|-------------------|----------|---|--------|--------|--------|--------|-----|
| 205 | What does this sign indicate? | Compulsory bus stop | Only buses permitted | Bus route | |  | | | | | 1 |
| 206 | What does this sign indicate? | Cycles prohibited | Compulsory cycle track | Cycle stand | |  | | | | | 2 |
| 207 | What does this sign indicate? | Stand for 5 Tongas | Stand for 5 Trailers | Load limit | |  | | | | | 3 |
| 208 | What does this sign indicate? | Handcart prohibited | Bullock cart prohibited | Tongas prohibited | |  | | | | | 3 |

| Q.NO | QUESTION | OPTION 1 | OPTION 2 | OPTION 3 | OPTION 4 | IMAGE | OP1IMG | OP2IMG | OP3IMG | OP4IMG | ANS |
|------|---|---|--|-------------------------------------|----------|---|--------|--------|--------|--------|-----|
| 209 | While descending 'Ghat' of steep descent you should keep your vehicles in | Top gear | Neutral gear with engine off | Same gear used by you for ascending | | | | | | | 3 |
| 210 | While descending, press | Clutch first then brake | Brake first then clutch | Clutch & brake simultaneously | | | | | | | 2 |
| 211 | What is 'Engine Braking' | Switching off vehicle while vehicle in gear | Controlling the speed by changing the gears down one by one. | Engine brake down | | | | | | | 2 |
| 212 | What does this sign indicate? | T- intersection | Y- intersection | Staggered intersection | |  | | | | | 3 |

| Q.NO | QUESTION | OPTION 1 | OPTION 2 | OPTION 3 | OPTION 4 | IMAGE | OP1IMG | OP2IMG | OP3IMG | OP4IMG | ANS |
|------|-------------------------------|-------------------------------------|-----------------------------------|--------------------------------|----------|---|--------|--------|--------|--------|-----|
| 213 | What does this sign indicate? | Major road ahead | T- intersection | First aid post | |  | | | | | 1 |
| 214 | What does this sign indicate? | Major road ahead | T- intersection | Staggered intersection | |  | | | | | 1 |
| 215 | What does this sign indicate? | Speed breaker | Dangerous dip | Men at work | |  | | | | | 1 |
| 216 | What does this sign indicate? | Unguarded Level Crossing 50-100 mts | Guarded Level Crossing 50-100 mts | Guarded Level crossing 200 mts | |  | | | | | 2 |



| Q.NO | QUESTION | OPTION 1 | OPTION 2 | OPTION 3 | OPTION 4 | IMAGE | OP1IMG | OP2IMG | OP3IMG | OP4IMG | ANS |
|------|-------------------------------|------------------------|---------------------------|------------------|----------|---|--------|--------|--------|--------|-----|
| 217 | What does this sign indicate? | Advance direction sign | Destination sign | Direction sign | |  | | | | | 3 |
| 218 | What does this sign indicate? | Advance direction sign | Place identification sign | Direction sign | |  | | | | | 2 |
| 219 | What does this sign indicate? | Advance direction sign | Destination sign | Direction sign | |  | | | | | 1 |
| 220 | What does this sign indicate? | Re-assurance sign | Place identification sign | Destination sign | |  | | | | | 1 |

| Q.NO | QUESTION | OPTION 1 | OPTION 2 | OPTION 3 | OPTION 4 | IMAGE | OP1IMG | OP2IMG | OP3IMG | OP4IMG | ANS |
|------|-------------------------------|--------------------|---------------------------|------------------|----------|---|--------|--------|--------|--------|-----|
| 221 | What does this sign indicate? | Re- assurance sign | Place identification sign | Destination sign | |  | | | | | 3 |
| 222 | What does this sign indicate? | Hospital | Petrol pump | Public telephone | |  | | | | | 2 |
| 223 | What does this sign indicate? | Eating place | Light refreshment | Grocery shop | |  | | | | | 1 |
| 224 | What does this sign indicate? | Eating place | Light refreshment | Resting place | |  | | | | | 2 |

| Q.NO | QUESTION | OPTION 1 | OPTION 2 | OPTION 3 | OPTION 4 | IMAGE | OP1IMG | OP2IMG | OP3IMG | OP4IMG | ANS |
|------|--|---|--|--------------------------------|----------|---|--------|--------|--------|--------|-----|
| 225 | What does this sign indicate? | Height of bridge | Height of road from sea level | Flood gauge | |  | | | | | 3 |
| 226 | While turning left you will keep your vehicle in | Left lane | Right lane | Middle lane | | | | | | | 1 |
| 227 | While fire tender or ambulance is following you then | Give way | Do not allow | Neglect it | | | | | | | 1 |
| 228 | If people crossing your vehicle at uncontrolled intersection | Approach intersection without reducing your speed | Approach cautiously by reducing your speed | Stop and allow people to cross | | | | | | | 3 |

| Q.NO | QUESTION | OPTION 1 | OPTION 2 | OPTION 3 | OPTION 4 | IMAGE | OP1IMG | OP2IMG | OP3IMG | OP4IMG | ANS |
|------|--|--|---|-------------------------------|----------|-------|--------|--------|--------|--------|-----|
| 229 | While taking U-turn at controlled intersection | Drive to other uncontrolled intersection | Wait till traffic light turns green | Turn if there is no policeman | | | | | | | 2 |
| 230 | If you intend to change your lane | Change immediately | Change by giving proper signal in advance | Do not change | | | | | | | 2 |
| 232 | How do you park a vehicle ? | As per signal board or road markings | As I like | By asking policeman | | | | | | | 1 |
| 233 | While driving on multilane road, I will drive through lane & change it | By giving proper signal | Drive at brisk speed | Drive slowly | | | | | | | 1 |

| Q.NO | QUESTION | OPTION 1 | OPTION 2 | OPTION 3 | OPTION 4 | IMAGE | OP1IMG | OP2IMG | OP3IMG | OP4IMG | ANS |
|------|--|---------------------------------------|--------------------------------|----------------------------------|----------|-------|--------|--------|--------|--------|-----|
| 234 | While following other vehicle, the driver should | Keep safe distance from vehicle ahead | Immediately overtake & proceed | Keep closer to the vehicle ahead | | | | | | | 1 |
| 235 | If instructed by an officer in uniform | Overlook it | Do not obey if in hurry | Obey | | | | | | | 3 |
| 236 | When you are driving through silent zone, you should | Not blow horn | Blow horn | Decide as the situation warrants | | | | | | | 1 |
| 237 | Major reason of road accidents | Bad roads | Driver's fault | Mechanical defect in vehicle | | | | | | | 2 |

| Q.NO | QUESTION | OPTION 1 | OPTION 2 | OPTION 3 | OPTION 4 | IMAGE | OP1IMG | OP2IMG | OP3IMG | OP4IMG | ANS |
|------|---|---|-----------------|-----------------------------------|----------|---|--------|--------|--------|--------|-----|
| 238 | While riding a motor cycle hand signals should always be given by | Only left hand | Only right hand | Any hand | | | | | | | 2 |
| 239 | When should you carry your driving license with you? | Only while driving on National Highways | Need not carry | Always while driving | | | | | | | 3 |
| 240 | Green light in traffic signal indicates? | Stop | Proceed if safe | Reduce speed & proceed cautiously | |  | | | | | 2 |
| 241 | Red light in traffic signal indicate? | Stop | Proceed fast | Reduce speed & proceed cautiously | |  | | | | | 1 |

| Q.NO | QUESTION | OPTION 1 | OPTION 2 | OPTION 3 | OPTION 4 | IMAGE | OP1IMG | OP2IMG | OP3IMG | OP4IMG | ANS |
|------|--|-----------------|------------------|-----------------|----------|-------|--------|--------|--------|--------|-----|
| 242 | Provision regarding leaving vehicle in dangerous position is in section | 123 of M.V. Act | 122 of M.V. Act | 125 of M.V. Act | | | | | | | 2 |
| 243 | Provision regarding riding on running board etc is in section | 122 of M.V. Act | 125 of M.V. Act. | 123 of M.V. Act | | | | | | | 3 |
| 244 | Provision regarding duty to produce driving license & certificate of registration is in section | 130 of M.V. Act | 131 of M.V. Act | 134 of M.V. Act | | | | | | | 1 |
| 245 | Provision regarding duty of the driver to take certain precautions at unguarded Railway level crossing is in | 130 of M.V. Act | 131of M.V. Act | 134 of M.V. Act | | | | | | | 2 |

| Q.NO | QUESTION | OPTION 1 | OPTION 2 | OPTION 3 | OPTION 4 | IMAGE | OP1IMG | OP2IMG | OP3IMG | OP4IMG | ANS |
|------|---|------------------------|------------------------|------------------------|----------|-------|--------|--------|--------|--------|-----|
| 246 | Provision regarding duty of driver in case of accident & injury to a person is in section | 130 of M.V. Act | 131 of M.V. Act | 134 of M.V. Act | | | | | | | 3 |
| 247 | When should a driver signal if he wish to take a turn? | While turning | 10 mts. before turning | 30 mts. before turning | | | | | | | 3 |
| 248 | Before taking a right turn your vehicle should be in | Any lane | Center lane | Extreme right lane | | | | | | | 3 |
| 249 | What is "MSM" in turning a vehicle | Maneuver Signal Mirror | Mirror Signal Maneuver | Mirror Speed Maneuver | | | | | | | 2 |

| Q.NO | QUESTION | OPTION 1 | OPTION 2 | OPTION 3 | OPTION 4 | IMAGE | OP1IMG | OP2IMG | OP3IMG | OP4IMG | ANS |
|------|--|---|---|---|----------|-------|--------|--------|--------|--------|-----|
| 250 | What is "PSL" in turning a vehicle | Position Signal Look | Position Speed Look | Park Signal Look | | | | | | | 2 |
| 251 | What is "Blind Spot" for vehicle drivers? | An invisible spot beyond head light | Objects which can not be seen in mirror | Blinding of eyes because of headlights of upcoming vehicles | | | | | | | 2 |
| 252 | To be eligible to get a driving license, you should be able to | Read registration number plate of a car at a distance of 25 mts in clear daylight | Read registration number plate of a car at a distance of 10 mts in clear daylight | Read registration number plate of a car at a distance of 15 mts in clear daylight | | | | | | | 1 |
| 253 | While riding motorcycle with learners license you should ride | Only in day light | Only on roads having less traffic | Only with a license holder pillion with you | | | | | | | 3 |

| Q.NO | QUESTION | OPTION 1 | OPTION 2 | OPTION 3 | OPTION 4 | IMAGE | OP1IMG | OP2IMG | OP3IMG | OP4IMG | ANS |
|------|--|--|------------------------------|---|----------|-------|--------|--------|--------|--------|-----|
| 254 | A learner's license obtained from R.T.O. office in Maharashtra is valid | Only in the jurisdiction of RTO from were it is obtained | Throught Maharashtra | Throught India | | | | | | | 3 |
| 255 | If you possess a learners license to drives motor cycle | You can ride on low traffic road in daylight | Pillion rider is not allowed | Can drive only with a license holder pillion with you | | | | | | | 3 |
| 256 | Exhibition of "L" board for learners license holder while driving is | Necessary | Compulsory | Optional | | | | | | | 2 |
| 257 | To drive a light motor vehicle (Car, Jeep etc.) your minimum age should be | 16 years | 18 years | 20 years | | | | | | | 2 |

| Q.NO | QUESTION | OPTION 1 | OPTION 2 | OPTION 3 | OPTION 4 | IMAGE | OP1IMG | OP2IMG | OP3IMG | OP4IMG | ANS |
|------|---|----------------------|--|---|----------|-------|--------|--------|--------|--------|-----|
| 258 | While driving motor cycle or car you should carry | Only driving license | Only driving licenses & PUC | Driving license, Insurances, Registration Certificate & PUC | | | | | | | 3 |
| 259 | The grace period to renew your expired driving license is | 30 days | 60 days | No grace period | | | | | | | 1 |
| 260 | When can a person drive with suspended driving license? | Only in emergency | Only when a license holder is with him | Never | | | | | | | 3 |
| 261 | If you possess a license to drive a car you can drive? | Motor cycle & car | Only car | Other than heavy vehicles | | | | | | | 2 |

| Q.NO | QUESTION | OPTION 1 | OPTION 2 | OPTION 3 | OPTION 4 | IMAGE | OP1IMG | OP2IMG | OP3IMG | OP4IMG | ANS |
|------|--|---------------------------|--|--|----------|-------|--------|--------|--------|--------|-----|
| 262 | What is the validity of license to drive motor cycle & car? | 5 years | 10 years | 20 years or till the age of 50 whichever is less | | | | | | | 3 |
| 263 | You must intimate your changed address on driving license to R.T.O. in | 10 days | 14 days | 30 days | | | | | | | 2 |
| 264 | At zebra crossings you should | Proceed at the same speed | Wait & let the pedestrians cross | Reduce speed & move cautiously | | | | | | | 2 |
| 265 | While entering a round about / island you should | Enter at the same speed | Allow those entered before you to pass first | Halt & proceed | | | | | | | 2 |

| Q.NO | QUESTION | OPTION 1 | OPTION 2 | OPTION 3 | OPTION 4 | IMAGE | OP1IMG | OP2IMG | OP3IMG | OP4IMG | ANS |
|------|--|---------------------------------------|--|---------------------------------------|----------|-------|--------|--------|--------|--------|-----|
| 266 | After hearing an ambulance siren you should | Stop immediately | Move left & give way to ambulance | Maintain the same speed | | | | | | | 2 |
| 267 | If you see flashing yellow light at intersection, you should | Reduce the speed & proceed cautiously | Stop | Blow horn & proceed | | | | | | | 1 |
| 268 | This is how the lights in an automatic signal will glow | Red, Yellow, Green, Yellow, Red | Green, Yellow, Red, Green | Green, Yellow, Red, Yellow, Green | | | | | | | 2 |
| 269 | If you see yellow light after green you should | Accelerate & cross before red | Proceed only if "Stop line" is crossed else stop | Proceed if there is no traffic police | | | | | | | 2 |

| Q.NO | QUESTION | OPTION 1 | OPTION 2 | OPTION 3 | OPTION 4 | IMAGE | OP1IMG | OP2IMG | OP3IMG | OP4IMG | ANS |
|------|--|-------------------------------------|---|---------------------------------|----------|-------|--------|--------|--------|--------|-----|
| 270 | If you observe red light at intersection & traffic police on duty signals you to cross then you should | Wait till green signal | Bring the red light to the notice of traffic police | Obey the traffic police & cross | | | | | | | 3 |
| 271 | Permission to drive at speeds exceeding the speed limit is | Only during nights and less traffic | Only on express ways | Never permitted | | | | | | | 3 |
| 272 | Maximum speed limit specified in Motor Vehicles Act for articulated vehicles | 50 Kmph | 40 Kmph | 30 Kmph | | | | | | | 1 |
| 273 | The minimum distance you should keep from vehicle ahead is | 2 seconds distance | Double the length of your vehicle | 2 meters | | | | | | | 1 |

| Q.NO | QUESTION | OPTION 1 | OPTION 2 | OPTION 3 | OPTION 4 | IMAGE | OP1IMG | OP2IMG | OP3IMG | OP4IMG | ANS |
|------|---|----------|----------|----------|----------|-------|--------|--------|--------|--------|-----|
| 274 | The minimum distance required for halting a vehicle moving at 80 kmph | 40 Mts | 30 Mts | 57 mts | | | | | | | 3 |
| 275 | Maximum permissible carbon monoxide level from the exhaust of motor cycle is | 3% | 4.5% | 2% | | | | | | | 2 |
| 276 | Maximum permissible carbon monoxide level from the exhaust of car is | 3% | 4.5% | 2% | | | | | | | 1 |
| 277 | You are required to settle the case regarding pollution violation of your vehicle with RTO in | 3 days | 7 days | 13 days | | | | | | | 2 |



| Q.NO | QUESTION | OPTION 1 | OPTION 2 | OPTION 3 | OPTION 4 | IMAGE | OP1IMG | OP2IMG | OP3IMG | OP4IMG | ANS |
|------|--|--------------------------|--|---|----------|-------|--------|--------|--------|--------|-----|
| 278 | The major constituent from the exhaust of a petrol driven vehicle is | Carbon di-oxide | Carbon monoxide | Sulphur dioxide | | | | | | | 2 |
| 279 | The major constituent from the exhaust of diesel driven vehicle is | Carbon di-oxide | Carbon monoxide | Sulphur dioxide | | | | | | | 1 |
| 280 | After parking your vehicle you should | Stop engine & remove key | Stop engine, remove key & apply hand brake | Stop engine, remove key, apply hand brake & put vehicle in gear | | | | | | | 3 |
| 281 | While applying breaks of two wheelers | Apply only rear breaks | Apply only front breaks | Apply both breaks simultaneously | | | | | | | 3 |



| Q.NO | QUESTION | OPTION 1 | OPTION 2 | OPTION 3 | OPTION 4 | IMAGE | OP1IMG | OP2IMG | OP3IMG | OP4IMG | ANS |
|------|---|---|--|------------------------------------|----------|-------|--------|--------|--------|--------|-----|
| 282 | At what speed your vehicle gives maximum mileage (fuel efficiency)? | Low speed (less than 30 kmph) | Medium (40 to 60 kmph) | High speed (60 to 100 kmph) | | | | | | | 2 |
| 283 | If instructed to stop by a policeman in uniform you should | Stop immediately | Stop by taking care of vehicle following you | Don't stop if you are not at fault | | | | | | | 2 |
| 284 | Wearing a helmet on State & National highways is | Mandatory | Necessary | Optional | | | | | | | 1 |
| 285 | Park your vehicle at safe place before accepting a cell phone call while on drive because | It may create interference in communication | You do not loose control on your vehicle | This is mandatory only on highways | | | | | | | 2 |

| Q.NO | QUESTION | OPTION 1 | OPTION 2 | OPTION 3 | OPTION 4 | IMAGE | OP1IMG | OP2IMG | OP3IMG | OP4IMG | ANS |
|------|--|------------------------------------|----------------------------------|-----------------------------------|----------|-------|--------|--------|--------|--------|-----|
| 286 | Using cell phone while driving is | Allowed on roads with less traffic | Allowed if driven carefully | An offence | | | | | | | 3 |
| 287 | Check tyre pressure | While tyres are hot | While tyres are cold | Any time | | | | | | | 2 |
| 288 | Permissible alcohol level in blood prescribed by M.V. Act is | 50 mg. per 100 ml of blood | 30 mg. per 100 ml of blood | No alcohol allowed | | | | | | | 2 |
| 289 | How are the registration marks of non transport vehicles displayed | Black background & white letters | White background & black letters | Yellow background & black letters | | | | | | | 2 |




| Q.NO | QUESTION | OPTION 1 | OPTION 2 | OPTION 3 | OPTION 4 | IMAGE | OP1IMG | OP2IMG | OP3IMG | OP4IMG | ANS |
|------|---|----------------------------------|----------------------------------|-----------------------------------|----------|-------|--------|--------|--------|--------|-----|
| 290 | How are the registration marks of transport vehicles displayed? | Black background & white letters | White background & black letters | Yellow background & black letters | | | | | | | 3 |
| 291 | What is the validity of registration of motor cycle & car? | 10 years | 15 years | 20 years | | | | | | | 2 |
| 292 | Changing the lanes on multilane road is | Prohibited | Permitted | Not advised to change | | | | | | | 2 |
| 293 | While driving on well lit road in nights | Use only parking lights | Use high beams | Use low beams | | | | | | | 3 |

| Q.NO | QUESTION | OPTION 1 | OPTION 2 | OPTION 3 | OPTION 4 | IMAGE | OP1IMG | OP2IMG | OP3IMG | OP4IMG | ANS |
|------|---|---------------------------------|--|-----------------------------------|----------|-------|--------|--------|--------|--------|-----|
| 294 | What is "parallel" parking? | Parking at right angles to road | Parking parallel to already parked vehicle | Parking behind the parked vehicle | | | | | | | 2 |
| 295 | Minimum distance between parallel parked vehicles should be | 2 feet | 3 feet | 5 feet | | | | | | | 2 |
| 296 | Parking is prohibited on | One ways | Narrow side roads | Footpaths & traffic signals | | | | | | | 3 |
| 297 | If cattle herder signals to stop the vehicle | Driver must stop | Driver can overlook | Blow the horn and proceed | | | | | | | 1 |



| Q.NO | QUESTION | OPTION 1 | OPTION 2 | OPTION 3 | OPTION 4 | IMAGE | OP1IMG | OP2IMG | OP3IMG | OP4IMG | ANS |
|------|---|-----------------------------------|------------|--|----------|---|--------|--------|--------|--------|-----|
| 298 | While entering an uncontrolled intersection | Reduce speed & proceed cautiously | Stop | Proceed in the same speed if road is clear | | | | | | | 1 |
| 299 | Road signs in 'circles' are | Mandatory | Cautionary | Informative | | | | | | | 1 |
| 300 | Road signs in 'triangles' are | Mandatory | Cautionary | Informative | |  | | | | | 2 |
| 301 | Road signs in 'squares or rectangles' are | Mandatory | Cautionary | Informative | |  | | | | | 3 |

| Q.NO | QUESTION | OPTION 1 | OPTION 2 | OPTION 3 | OPTION 4 | IMAGE | OP1IMG | OP2IMG | OP3IMG | OP4IMG | ANS |
|------|---|------------------|-------------------|-------------|----------|---|--------|--------|--------|--------|-----|
| 302 | The meaning of road signs in red circle is | Compulsion to do | Prohibition to do | Caution | |  | | | | | 2 |
| 303 | The meaning of road signs in blue circle is | Compulsion to do | Prohibition to do | Informative | |  | | | | | 1 |
| 304 | The compensation under solatium scheme. in Hit & Run cases arising out of deaths is | Rs 10000 | Rs 25, 000 | Rs 50000 | | | | | | | 2 |
| 305 | The compensation under solatium skim in Hit & Run cases arising out of injuries is? | Rs 12500 | Rs 25000 | Rs 50000 | | | | | | | 1 |

| Q.NO | QUESTION | OPTION 1 | OPTION 2 | OPTION 3 | OPTION 4 | IMAGE | OP1IMG | OP2IMG | OP3IMG | OP4IMG | ANS |
|------|---|-----------------------|---|---|----------|-------|--------|--------|--------|--------|-----|
| 306 | Taking a reverses on ONE WAY is | Allowed | Prohibited | Allowed only in nights | | | | | | | 2 |
| 307 | Plain mirror in a car shows | Real image | Virtual image | Wide rear view | | | | | | | 1 |
| 308 | The road shoulder on express ways is used for | Stopping in emergency | Resting when tired | Parking | | | | | | | 1 |
| 309 | At unguarded level crossings | Cross at brisk speed | Stop, cross without changing a gear only if train is not crossing | Stop, cross only if train is not crossing | | | | | | | 2 |

| Q.NO | QUESTION | OPTION 1 | OPTION 2 | OPTION 3 | OPTION 4 | IMAGE | OP1IMG | OP2IMG | OP3IMG | OP4IMG | ANS |
|------|---|--------------------------|---------------------------------|------------------------|----------|---|--------|--------|--------|--------|-----|
| 310 | What is "Clutch Riding"? | Frequent usage of clutch | Riding with half pressed clutch | Non usage of clutch | | | | | | | 2 |
| 311 | Continuous single yellow strip at the side of roads indicates | Parking prohibited | Parking permitted | Over taking prohibited | |  | | | | | 1 |
| 312 | Continuous double yellow strip at the side of roads indicates | Parking permitted | Parking & stopping prohibited | Over taking prohibited | |  | | | | | 2 |
| 313 | What does this sign indicate? | Steep ascent left side | Steep turn left side | Steep turn right side | |  | | | | | 2 |

| Q.NO | QUESTION | OPTION 1 | OPTION 2 | OPTION 3 | OPTION 4 | IMAGE | OP1IMG | OP2IMG | OP3IMG | OP4IMG | ANS |
|------|--|------------------|-----------------------|--------------------|----------|---|--------|--------|--------|--------|-----|
| 314 | If driving at 45 kmph the safe distance from the car ahead is | One car length | Two car length | Three car length | | | | | | | 3 |
| 315 | Average annual causalities in road accidents in India | 30,000 | 50,000 | 1,35,000 | | | | | | | 3 |
| 316 | Two contineous yellow strips at the center of the roads indicates | Avoid overtaking | Overtaking prohibited | Center of the road | |  | | | | | 2 |
| 317 | Continuous single yellow strip at the center of the roads indicates? | Avoid overtaking | Overtaking prohibited | Center of the road | |  | | | | | 2 |

| Q.NO | QUESTION | OPTION 1 | OPTION 2 | OPTION 3 | OPTION 4 | IMAGE | OP1IMG | OP2IMG | OP3IMG | OP4IMG | ANS |
|------|---|---|--|-------------------------------------|----------|---|--------|--------|--------|--------|-----|
| 318 | What does this sign indicate? | Stop | Give way | Park vehicles | |  | | | | | 2 |
| 319 | What does this sign indicate? | Stop | Give way | Park vehicles | |  | | | | | 1 |
| 320 | At a collision you suspect a casualty has back injuries. The area is safe. You should | Offer them a drink | Raise the legs. | Not move them | | | | | | | 3 |
| 321 | You have just arrived at the scene of accident. What should you do? | Switch – off engine & call emergency services | Remove casualty away from the vehicle. | Wait for another motorist to arrive | | | | | | | 1 |

| Q.NO | QUESTION | OPTION 1 | OPTION 2 | OPTION 3 | OPTION 4 | IMAGE | OP1IMG | OP2IMG | OP3IMG | OP4IMG | ANS |
|------|--|---|--|---|----------|-------|--------|--------|--------|--------|-----|
| 322 | Your vehicle has broken down on a two way road. Where will you display the warning triangle? | On the roof of your vehicle | Just behind your vehicle | 50 M behind your vehicle | | | | | | | 3 |
| 323 | After a collision driver is suffering from shock. What should you do? | Offer them a drink | Re-assure them without leaving them alone | Ask them who has caused the accident | | | | | | | 2 |
| 324 | Your vehicle has broken down on an unguarded railway crossing. What should you do first? | Get everyone out of the vehicle & clear of the crossing | Try to push the vehicle clear of the crossing as soon as possible | Walk along the track to give warning to any approaching trains | | | | | | | 1 |
| 325 | An accident victim is unconscious. Your main priority is | Take the names of victims & check airway is clear | Make sure they are breathing, clear the airway & stop heavy bleeding | Note down number of vehicles involved in accident & sweep up the broken glasses | | | | | | | 2 |

| Q.NO | QUESTION | OPTION 1 | OPTION 2 | OPTION 3 | OPTION 4 | IMAGE | OP1IMG | OP2IMG | OP3IMG | OP4IMG | ANS |
|------|--|---|--|---|----------|-------|--------|--------|--------|--------|-----|
| 326 | Which of the following should you not do at the scene of a collision? | Warn other traffic by switching on your hazard warning lights | Call the emergency services immediately | Give water to all unconscious victims | | | | | | | 3 |
| 327 | At an accident spot a casualty has stopped breathing. You should | Keep the head tilted forward as far as possible | Try to give the casualties water to drink | Tilt the head back gently to clear the airway | | | | | | | 3 |
| 328 | Your vehicle breaks down in a tunnel. What should you have to do? | Stay in the vehicle & wait for the police | Stand in the lane behind your vehicle to warn others | Switch on hazard lights then move & call for help immediately | | | | | | | 3 |
| 329 | You have stalled in the middle of a level crossing & can't restart the engine. The train arrival bell starts | Push the vehicle clear of the crossing | Run down the track to warn the signal operator | Get out & clear of the crossing | | | | | | | 3 |

| Q.NO | QUESTION | OPTION 1 | OPTION 2 | OPTION 3 | OPTION 4 | IMAGE | OP1IMG | OP2IMG | OP3IMG | OP4IMG | ANS |
|------|--|---|---|---|----------|-------|--------|--------|--------|--------|-----|
| 330 | You are in a tunnel Your vehicle is on fire & you can not drive it. What should you have to do | Try & put out the fire & switch on hazared warning lights | Switch off all your lights & leave the engine running | Stay in the vehicle & wait for other people to phone for help | | | | | | | 1 |
| 331 | An adult casualty is not breathing. To maintain circulation,compressions should be given. | 10 - 15 cms. | 4 - 5 cms. | 1 - 2 cms. | | | | | | | 2 |
| 332 | Before driving through a tunnel what should you do | Switch on windscreen wipers | Switch your radio off | Remove your sun glasses | | | | | | | 3 |
| 333 | You injured motor cyclist. He is lying unconscious in the road. You should always | Seeks medical assistance | Move the person off the road | Remove his helmet | | | | | | | 1 |

| Q.NO | QUESTION | OPTION 1 | OPTION 2 | OPTION 3 | OPTION 4 | IMAGE | OP1IMG | OP2IMG | OP3IMG | OP4IMG | ANS |
|------|---|--------------------------------|-----------------------------|-------------------------------------|----------|-------|--------|--------|--------|--------|-----|
| 334 | A collision has just happened. An injured person is lying in a busy road. What is the first you should do | Treat the person for shock | Warn the traffic | Place them in the recovery position | | | | | | | 2 |
| 335 | You arrive at an accident spot. The motor cyclist is unconscious. Your first priority is the casualties | Bleeding | Breathing | Broken bone | | | | | | | 2 |
| 336 | Collisions has resulted in burning of a driver. What is the shortest time the burn should be cooled for | 5 Min. | 10 Min. | 15 Min. | | | | | | | 2 |
| 337 | At an incident a casualty is unconscious.What should we do urgently | Airway, breathing, circulation | Airway, shock, broken bones | Circulation, shock, broken bones | | | | | | | 1 |

| Q.NO | QUESTION | OPTION 1 | OPTION 2 | OPTION 3 | OPTION 4 | IMAGE | OP1IMG | OP2IMG | OP3IMG | OP4IMG | ANS |
|------|---|---|--|--|----------|-------|--------|--------|--------|--------|-----|
| 338 | You are driving at night on an unlit road behind another vehicle. You should | Use high beam headlights | Use low beam headlights | Flash your headlights | | | | | | | 2 |
| 339 | Two second rule indicates? | M.S.M. | P.S.L. | Safe gap from the vehicle in front | | | | | | | 3 |
| 340 | You are driving in traffic at the speed limit for the road. A driver behind is trying to overtake. You should | Accelerate to get away from the driver behind | Wave the driver behind to overtake when it is safe | Keep a steady course & allow the driver behind to overtake | | | | | | | 3 |
| 341 | You are approaching a zebra crossing . Pedestrians are waiting to cross. You should | Slow down & prepare to stop | Use your headlights to indicate they can cross | Wave at them to cross the road | | | | | | | 1 |

| Q.NO | QUESTION | OPTION 1 | OPTION 2 | OPTION 3 | OPTION 4 | IMAGE | OP1IMG | OP2IMG | OP3IMG | OP4IMG | ANS |
|------|--|--|--|--|----------|-------|--------|--------|--------|--------|-----|
| 342 | To avoid spillage after refuelling, you should make sure that | Your tank is only 3/4th full | You have used a locking filler cap | Your filler cap is securely fastened | | | | | | | 3 |
| 343 | You stop for pedestrians waiting to cross at a zebra crossing. They do not start to cross. What should you | Wave them to cross | Carry on | Be patient & wait | | | | | | | 3 |
| 344 | You are following a long truck. You should stay well back from it to | Give you a good view of the road ahead | Prevent traffic behind you from overtaking | Allow you to hurry through the traffic lights if they change | | | | | | | 1 |
| 345 | You should never wave people across at pedestrian crossings because | They may not be ready to cross | It is safer for you to carry on | There may be another vehicle coming | | | | | | | 3 |

| Q.NO | QUESTION | OPTION 1 | OPTION 2 | OPTION 3 | OPTION 4 | IMAGE | OP1IMG | OP2IMG | OP3IMG | OP4IMG | ANS |
|------|---|---|-----------------------------------|---|----------|-------|--------|--------|--------|--------|-----|
| 346 | Be extra cautious while overtaking | 'L' mark vehicles | Slow speed vehicles | Light vehicles | | | | | | | 1 |
| 347 | Be careful while overtaking 'L' mark (learner driver) vehicle because | Their intention is always to drive in right hand lane | This will reduce their confidence | They may get nervous and it may lead to an accident | | | | | | | 3 |
| 348 | While driving, avoid | Reacting to wrong behavior of other drivers | Getting distracted by phone calls | All of the above | | | | | | | 3 |
| 349 | To help concentration on long journeys you should stop frequently and | Have a rest | Fill up with fuel | Eat a meal | | | | | | | 1 |

| Q.NO | QUESTION | OPTION 1 | OPTION 2 | OPTION 3 | OPTION 4 | IMAGE | OP1IMG | OP2IMG | OP3IMG | OP4IMG | ANS |
|------|---|--|---|---|----------|-------|--------|--------|--------|--------|-----|
| 350 | What is meant by 'defensive driving'? | Being alert and thinking ahead | Always driving slowly and gently | Always letting others go first | | | | | | | 1 |
| 351 | You can park a vehicle in such a way that it obstructs other vehicle if,only | Someone is there in the car to move it whenever required | Not longer than 10 minutes | To pick up & drop passengers | | | | | | | 3 |
| 352 | We are meeting at 4 p.m. once a week;it is a 20-minute drive from our house/office. We should | Leave at 2 p.m. because sometimes we forget how to get there | Leave 25 or 30 minutes early to allow for possible delays | Leave exactly 20 minutes to four and try to make it on time | | | | | | | 2 |
| 353 | Which of these can reduce your visibility in night? | Tinted goggles | Sun control films on windshield | Both | | | | | | | 3 |

| Q.NO | QUESTION | OPTION 1 | OPTION 2 | OPTION 3 | OPTION 4 | IMAGE | OP1IMG | OP2IMG | OP3IMG | OP4IMG | ANS |
|------|--|---|-----------------------------|---------------------|----------|-------|--------|--------|--------|--------|-----|
| 354 | You are following a two-wheeler on a poor road surface. You should | Make sure you stay well back | Look out as they may wobble | Both | | | | | | | 3 |
| 355 | What is the best way to prevent fatigue when driving? | Avoid night driving | Stop for rest | Don't carry on load | | | | | | | 2 |
| 356 | Your overall stopping distance will be much longer when driving | In rain | In fog | At night | | | | | | | 1 |
| 357 | You should never attempt to overtake a cyclist | On a narrow road which is not wide enough | Just before you turn left | Both | | | | | | | 3 |

| Q.NO | QUESTION | OPTION 1 | OPTION 2 | OPTION 3 | OPTION 4 | IMAGE | OP1IMG | OP2IMG | OP3IMG | OP4IMG | ANS |
|------|--|--------------------------------------|--|---|----------|-------|--------|--------|--------|--------|-----|
| 358 | When you approach a bus signaling to move off from a bus stop,you should | Get past quickly before it moves off | Allow it to pull away | Signal left and wave the bus to move on | | | | | | | 2 |
| 359 | You have just been overtaken by motorcyclist who is cutting in sharply.You should | Sound the horn&increase your speed | Slow down to create a safe gap for motorcyclist in front | Start flashing your lights vigorously | | | | | | | 2 |
| 360 | You are driving at high speed on an expressway. When passing large heavy vehicle you should | Increase your speed | Beware of sudden gust & keep firm control on steering | Start driving closely to this vehicle | | | | | | | 2 |
| 361 | You are driving on two lane road, the vehicle in front of you is moving very slowly, and the road ahead is clear | Pass the vehicle from left hand side | Pass the vehicle from right hand side | Pass the vehicle from convenient side | | | | | | | 2 |

| Q.NO | QUESTION | OPTION 1 | OPTION 2 | OPTION 3 | OPTION 4 | IMAGE | OP1IMG | OP2IMG | OP3IMG | OP4IMG | ANS |
|------|---|--|---|--|----------|-------|--------|--------|--------|--------|-----|
| 362 | To drive safely, you need to concentrate and be able to monitor everything that is happening on the | Turn all your attention only to road ahead | Continuously scan the road, looking ahead, to the sides, checking rear view mirrors and anticipate what may | Ask other occupants in the vehicle to watch out for possible dangers | | | | | | | 2 |
| 363 | As you approach an intersection, you should check for traffic on your left and right | At all the times before entering an intersection | Only when the traffic is heavy | Only when you approach a stop sign | | | | | | | 1 |
| 364 | To control the speed of a vehicle some drivers apply clutch, this will result in | Reduced control as engine braking is eliminated | Vehicle speed will increase very quickly on downhill | Both | | | | | | | 3 |
| 365 | At road junctions which of the following are most vulnerable? | Motorcyclists | Pedestrians | Both | | | | | | | 3 |

| Q.NO | QUESTION | OPTION 1 | OPTION 2 | OPTION 3 | OPTION 4 | IMAGE | OP1IMG | OP2IMG | OP3IMG | OP4IMG | ANS |
|------|--|--|--|--|----------|-------|--------|--------|--------|--------|-----|
| 366 | In what situation are other drivers allowed to flash their headlights at you? | To warn you of their presence | To warn you danger is ahead | To tell you they are giving way to you | | | | | | | 1 |
| 367 | It is important to scan while driving so that you can see everything that is happening around. What does | Continually looking ahead and to the sides | Looking into rear view mirrors while driving | Both | | | | | | | 3 |
| 368 | Which of these statement is true? | Vehicular traffic has right over and above pedestrians on the road | Pedestrians have special rights on zebra crossing only | Pedestrains being vulnerable must get right of way on any part of the road | | | | | | | 3 |
| 369 | When you have started to overtake the car ahead, you notice that its right indicator has started flashing. | Accelerate quickly to get past | Flash your headlights and try to accelerate past | Abort overtaking, look into mirrors, come to left lane if safe | | | | | | | 3 |

| Q.NO | QUESTION | OPTION 1 | OPTION 2 | OPTION 3 | OPTION 4 | IMAGE | OP1IMG | OP2IMG | OP3IMG | OP4IMG | ANS |
|------|--|---|--|--|----------|-------|--------|--------|--------|--------|-----|
| 370 | You are driving in torrential rain and your vehicle begin to slide. What is this called? | Ghosting | Coasting | Aquaplaning | | | | | | | 3 |
| 371 | When may you sound the horn on your vehicle? | To warn other drivers of your presence | To give you right of way | To warn others on a blind turn that you are coming | | | | | | | 1 |
| 372 | The road used to join and exit expressway is called- | Side lane | Slip road | Adjoining lane | | | | | | | 2 |
| 373 | When applying brakes to stop | Press brake pedal very hard to stop quickly | Check your rear view mirror before applying brakes | Apply brakes then check in mirror | | | | | | | 2 |

| Q.NO | QUESTION | OPTION 1 | OPTION 2 | OPTION 3 | OPTION 4 | IMAGE | OP1IMG | OP2IMG | OP3IMG | OP4IMG | ANS |
|------|--|---------------------------------------|--|---|----------|-------|--------|--------|--------|--------|-----|
| 374 | Which of the following distract the driver | Listening to music | Using hands free mobile | Both | | | | | | | 3 |
| 375 | When driving you start feeling sleepy | Find a safe place to stop and refresh | Drink tea or water while driving | Try to stay alert by looking around repeatedly or talking to a co-passenger | | | | | | | 1 |
| 376 | How many types of Road Signs are there | 3 | 2 | 4 | | | | | | | 1 |
| 377 | When turning your vehicle on the road you should | Check all around for other road users | Continuously use horn for warning other road users | Switch on your headlights | | | | | | | 1 |

| Q.NO | QUESTION | OPTION 1 | OPTION 2 | OPTION 3 | OPTION 4 | IMAGE | OP1IMG | OP2IMG | OP3IMG | OP4IMG | ANS |
|------|--|---------------------------------------|--------------------------------|---|----------|-------|--------|--------|--------|--------|-----|
| 378 | Your mobile phone rings while you are travelling. You should | Answer it immediately | Pull up at suitable safe place | Pull up at the nearest kerb | | | | | | | 2 |
| 379 | You are most likely to loose concentration while driving if you | Switch on the AC | Use a mobile phone | Look at the rear view mirror | | | | | | | 2 |
| 380 | You are approaching a zebra crossing on uncontrolled crossing. Pedestrians are | Give way to elderly and disabled only | Slow down and prepare to stop | Use your headlights to indicate that they can cross | | | | | | | 2 |
| 381 | Which of following should you do before stopping? | Sound the horn | Use the mirrors | Flash your headlights | | | | | | | 2 |

| Q.NO | QUESTION | OPTION 1 | OPTION 2 | OPTION 3 | OPTION 4 | IMAGE | OP1IMG | OP2IMG | OP3IMG | OP4IMG | ANS |
|------|---|--|---|---|----------|-------|--------|--------|--------|--------|-----|
| 382 | When you are moving off from behind a parked car you should | Use all the mirrors on the vehicle | Give a signal | Both | | | | | | | 3 |
| 383 | While overtaking two wheelers, you should | Squeeze them on road to get more space | Cross them very closely | Leave as much room as you would for a car | | | | | | | 3 |
| 384 | In which of these places you not park or wait? | At a bus stop | In such a way that another parked car gets obstructed | Both | | | | | | | 3 |
| 385 | What is the right hand lane used for on a three lane express way? | Emergency vehicles only | Overtaking | Heavy vehicles only | | | | | | | 2 |

| Q.NO | QUESTION | OPTION 1 | OPTION 2 | OPTION 3 | OPTION 4 | IMAGE | OP1IMG | OP2IMG | OP3IMG | OP4IMG | ANS |
|------|---|--|---|---|----------|-------|--------|--------|--------|--------|-----|
| 386 | At a crossroad there are no signs or road markings. Two vehicles approach. Which has priority? | The vehicle travelling fast | The vehicle on a widest road | Vehicle approaching from the right side | | | | | | | 3 |
| 387 | On which of these occasions must you stop your vehicle? | When involved in an accident | When signaled to do so by a police officer | Both | | | | | | | 3 |
| 388 | Pedestrians are waiting to cross at a zebra crossing. They are standing on the pavement. You should | Go on quickly before they step onto the crossing | Stop on the zebra crossing and let them cross | Stop before the stop line, let them cross, wait patiently | | | | | | | 3 |
| 389 | When you are sure that it is not safe to reverse your vehicle you should | Use your horn | Get out and check | Reverse slowly | | | | | | | 2 |

| Q.NO | QUESTION | OPTION 1 | OPTION 2 | OPTION 3 | OPTION 4 | IMAGE | OP1IMG | OP2IMG | OP3IMG | OP4IMG | ANS |
|------|--|---|--|---|----------|-------|--------|--------|--------|--------|-----|
| 390 | When may you reverse from a side road into a main road? | Only if both roads are clear of traffic | Not at any time | Only if the main road is clear of traffic | | | | | | | 2 |
| 391 | You are signaling to turn right in busy traffic. How would you confirm you intention safely? | Sound the horn | Give an arm signal | Flash your headlights | | | | | | | 2 |
| 392 | When traffic lights are out of order, what precaution should you take? | Slow down and move | Stop, look right and left and proceed cautiously | Move at the same speed | | | | | | | 2 |
| 393 | Why should you make sure that you have cancelled your indicators after turning? | To avoid flattening of battery | To avoid misleading other road users | To avoid dazzling other road users | | | | | | | 2 |

| Q.NO | QUESTION | OPTION 1 | OPTION 2 | OPTION 3 | OPTION 4 | IMAGE | OP1IMG | OP2IMG | OP3IMG | OP4IMG | ANS |
|------|---|---|---|---|----------|-------|--------|--------|--------|--------|-----|
| 394 | You are reversing. While reversing you should mainly look | In the rear view mirror | Through the rear windscreen | In the right side view mirror | | | | | | | 2 |
| 395 | How much distance should you keep from a vehicle travelling in front of you? | 15 meters | Depends on the speed of the vehicle travelling in front of you | A distance sufficient to avoid collision if the vehicle in front of you suddenly slows down or stops | | | | | | | 3 |
| 396 | What is the correct procedure if you want to stop on the left side of the road? | Apply brakes gradually after giving a signal for stopping | Check rear view mirror & look over shoulder and if it is safe to do so, give appropriate signal, slow down and stop | Check rear view mirror, slow down and stop on the left side of the road. | | | | | | | 2 |
| 397 | Which is the best reason for not following other vehicles too closely? | To avoid exhaust fumes | To avoid getting dirt from wheel spray | To get increased angle of vision of traffic conditions ahead and to avoid hitting vehicle in front, if it stopped | | | | | | | 3 |

| Q.NO | QUESTION | OPTION 1 | OPTION 2 | OPTION 3 | OPTION 4 | IMAGE | OP1IMG | OP2IMG | OP3IMG | OP4IMG | ANS |
|------|--|--|---|--|----------|-------|--------|--------|--------|--------|-----|
| 398 | When approaching from the rear where two lanes of traffic have stopped at a signal, you should | Pass all the vehicles and stand in front of them | Pass between all the vehicles standing in the two lanes | Stop behind the last vehicle in appropriate lane | | | | | | | 3 |
| 399 | A pedestrian is crossing the street at an intersection you should | Yield to pedestrian the right of way | Proceed with care | Reduce speed and warn pedestrian | | | | | | | 1 |
| 400 | A bus at the bus stop signals the intent of moving off, you will | Slow down and give way | Speed past it | Flash lights and go past the bus | | | | | | | 1 |
| 401 | What does the temperature gauge indicate? | Outside temperature | Engine temperature | Both | | | | | | | 2 |

| Q.NO | QUESTION | OPTION 1 | OPTION 2 | OPTION 3 | OPTION 4 | IMAGE | OP1IMG | OP2IMG | OP3IMG | OP4IMG | ANS |
|------|--|----------------------------------|---------------------------------------|---|----------|-------|--------|--------|--------|--------|-----|
| 402 | What does an odometer show? | Speed of the vehicle | Total distance covered by the vehicle | Both | | | | | | | 2 |
| 403 | If you meet with an accident while driving a vehicle, without a valid driving license, the insurance company | Compensate partly for damages | Compensate fully for damages | Not compensate for damages | | | | | | | 3 |
| 404 | PUCC stands for | Primary unlicensed car & carrier | Pollution under control certificate | Pollution uncontrolled cancellation certificate | | | | | | | 2 |
| 405 | Which of the following steps one should not take after an accident? | Protect the area | Care for the injured | Give water to unconscious victims | | | | | | | 3 |

| Q.NO | QUESTION | OPTION 1 | OPTION 2 | OPTION 3 | OPTION 4 | IMAGE | OP1IMG | OP2IMG | OP3IMG | OP4IMG | ANS |
|------|--|-------------------|--------------------|--------------------|----------|-------|--------|--------|--------|--------|-----|
| 406 | You arrive at the scene of an accident. What is the first thing you should do? | Call the police | Warn other traffic | Call the ambulance | | | | | | | 2 |
| 407 | Which age group of drivers is most likely to be involved in a road accident? | 36 to 45 year old | 46 to 55 year old | 18 to 25 year old | | | | | | | 3 |
| 408 | In the event of an accident what phone number will you dial to get assistance from the police? | 102 | 101 | 100 | | | | | | | 3 |
| 409 | What phone number will you dial in case of a medical emergency to get assistance by the ambulance? | 100 | 102 | 101 | | | | | | | 2 |

| Q.NO | QUESTION | OPTION 1 | OPTION 2 | OPTION 3 | OPTION 4 | IMAGE | OP1IMG | OP2IMG | OP3IMG | OP4IMG | ANS |
|------|--|--|--|---|----------|-------|--------|--------|--------|--------|-----|
| 410 | An older person's driving ability could be affected because they may be unable to | Understand road signs | React very quickly | Give signals correctly | | | | | | | 2 |
| 411 | You are taking drugs that are likely to affect your driving. What should you do? | Seek medical advice before driving | Limit your driving to essential journeys | Drive only for short distances | | | | | | | 1 |
| 412 | While driving you approach a large puddle that is close to left hand kerb. Pedestrians are close to the water. | Brake suddenly and sound your horn | Slow down before the puddle and try to avoid splashing the pedestrians | Wave at the pedestrians to keep back | | | | | | | 2 |
| 413 | What action would you take when elderly people are crossing the road? | Wave them across so they know you have seen them | Be patient and give the sufficient time to cross | Tap the horn in case they are hard of hearing | | | | | | | 2 |

| Q.NO | QUESTION | OPTION 1 | OPTION 2 | OPTION 3 | OPTION 4 | IMAGE | OP1IMG | OP2IMG | OP3IMG | OP4IMG | ANS |
|------|--|---|---|---|----------|-------|--------|--------|--------|--------|-----|
| 414 | You have been involved in an argument before starting your journey. This has made you feel | Start to drive, but open a window | Drive slower than normal and turn your radio on | Calm down before you start to drive | | | | | | | 3 |
| 415 | A driver's behavior has upset you. It may help if you | Stop and take a break | Gesture to them with your hand | Follow their car, flashing the headlights | | | | | | | 1 |
| 416 | What should you use your horn for? | To alert others of your presence | To allow you right of way | To signal your annoyance | | | | | | | 1 |
| 417 | Before driving a new vehicle the driver should | Be familiar with the position of controls | Always use choke before starting | Check its number plates | | | | | | | 1 |

| Q.NO | QUESTION | OPTION 1 | OPTION 2 | OPTION 3 | OPTION 4 | IMAGE | OP1IMG | OP2IMG | OP3IMG | OP4IMG | ANS |
|------|--|---------------------------------|------------------------------|---|----------|-------|--------|--------|--------|--------|-----|
| 418 | The first thing that alcohol affects is | Vision | Balance | Judgment | | | | | | | 3 |
| 419 | You are invited to a dinner party. You know you will have to drive in the night. What is your best course of | Have only two pegs of alcohol | Not drink any alcohol at all | Eat a hot meal with your alcoholic drinks | | | | | | | 2 |
| 420 | What advise should you give to a driver who has had a few alcoholic drinks at a party? | Drive home carefully and slowly | Go home by public transport | Wait for a short while then go home | | | | | | | 2 |
| 421 | What else can affect your concentration, other than alcoholic drinks? | Drugs | Tiredness | Both | | | | | | | 3 |

| Q.NO | QUESTION | OPTION 1 | OPTION 2 | OPTION 3 | OPTION 4 | IMAGE | OP1IMG | OP2IMG | OP3IMG | OP4IMG | ANS |
|------|---|--|--|--|----------|-------|--------|--------|--------|--------|-----|
| 422 | When driving near children playing or walking near the edge of the road, you should | Wait for them to finish their game | Sound your horn to warn them of your presence | Slow down, and be ready to make a safe stop | | | | | | | 3 |
| 423 | Which of the following attitudes are most likely to make you a safe driver? | When I drive, I am responsible for my safety as well as safety of others | Crashing or not crashing is a matter of luck | Other road users must ensure their safety | | | | | | | 1 |
| 424 | A vehicle ahead of you has stopped at a pedestrian crossing. You | Must not overtake the vehicle | May overtake the vehicle if there are no pedestrians on the crossing | May overtake the vehicle if there are no other vehicles coming the other way | | | | | | | 1 |
| 425 | Your vehicle has broken down on a highway, what is the first thing you should do? | Warn other traffic | Stop the following traffic and ask for help | Call for a towing vehicle | | | | | | | 1 |

| Q.NO | QUESTION | OPTION 1 | OPTION 2 | OPTION 3 | OPTION 4 | IMAGE | OP1IMG | OP2IMG | OP3IMG | OP4IMG | ANS |
|------|--|-------------------------------|--------------------------------------|--|----------|-------|--------|--------|--------|--------|-----|
| 426 | Which of the following may help to deter a thief from stealing your car? | Always keep the headlights on | Always keeping the interior light on | Etching the registration number on the windows | | | | | | | 3 |
| 427 | Which of the following should not be kept in your vehicle? | A first aid kit | Inflammable material | Tool kit | | | | | | | 2 |